

The big inflation reversal

- ◆ Slowing exports and wobbly demand in China are curtailing growth across Asia
- ◆ But easing price pressures provide welcome relief for hard-pressed households...
- ◆ ...and offer at last some breathing space for the region's central bankers

Indonesia continues to impress with its resilience. Inflation has quickly returned to target and the balance of payments remains well anchored. Growth may not be stellar this year, at least not by the country's own ambitions, but it is even and steady, keeping the economy sailing along. **Thailand** is still counting on a tourism boom to help it through a trade slump, while in **Malaysia** foreign direct investment remains a key pillar of growth. The **Philippines** is still clocking an impressive pace, but inflation has been stickier than elsewhere, and consumers may at some point slow for breath. In **Singapore**, global headwinds to growth are more keenly felt than elsewhere, but booming services should keep growth at a decent clip. **Vietnam** is also feeling the chill from weaker exports, but at 5% growth this year, it will still be among the region's top performers

Economy profiles

[Indonesia](#) | [Malaysia](#) | [Philippines](#) | [Singapore](#) | [Thailand](#) | [Vietnam](#)

Key upcoming events

Date	Event
6 Jul	Malaysia interest rate announcement
10-14 Jul	Singapore GDP (advanced estimate)
24 Jul	Malaysia CPI
24 Jul	Singapore CPI
25-31 Jul	Vietnam CPI
25 Jul	Indonesia interest rate announcement
1 Aug	Indonesia CPI
2 Aug	Thailand interest rate announcement
4 Aug	Philippines CPI
7 Aug	Indonesia GDP
7 Aug	Thailand CPI
10 Aug	Philippines GDP
11 Aug	Malaysia GDP
17 Aug	Philippines interest rate announcement
21 Aug	Thailand GDP
23 Aug	Singapore CPI
24 Aug	Indonesia interest rate announcement
25 Aug	Malaysia CPI
25-31 Aug	Vietnam CPI

Source: Bloomberg, HSBC

Indonesia

Indonesia's growth is expected to moderate in 2023

Buffer from high coal prices may have ended

But weak credit growth could help maintain macro stability

Medium-term growth outlook remains strong

Proving its mettle

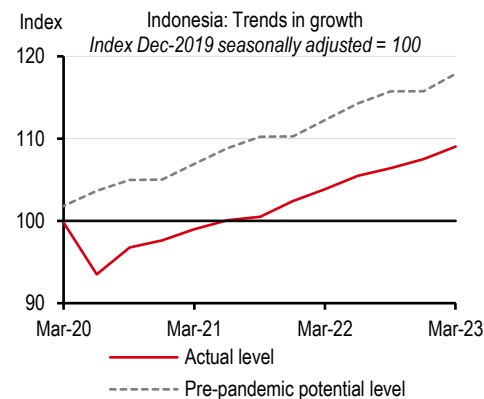
Indonesia's GDP growth came in at an unchanged 5% y-o-y¹ in Q1 2023. Although broadly unchanged, there were some pockets of strength – manufacturing of basic metals and transport equipment, as well as travel services. With global growth more attuned towards services, goods-exporting countries, like Indonesia, are witnessing some moderation in export volumes. It is no surprise that Indonesia's overall GDP growth recovery from the pandemic has been a tad soft. As global growth slows, **we expect Indonesia's full-year GDP growth to slow from 5.3% in 2022 to 4.6% in 2023.**

As an exporter of commodities, Indonesia has become an oasis of macro stability against a volatile global backdrop on the back of the high prices for coal and palm oil. However, after rising sharply during the pandemic period, **coal prices seem to have peaked for now and have fallen 70% since the start of 2023.** Does that mean challenging times ahead?

We believe weak credit growth (as indicated by the recent decline in the credit-to-deposit ratio) may allow Indonesia to maintain macro stability for longer, even as some of the benefits from high coal prices end. One, low credit growth means that much of the banking sector's excess liquidity remains captive, and does not spill out into the real economy, stoking inflation. Two, low credit growth means higher 'net' household saving, keeping the current account balance strong. Three, slow credit growth means that banks don't have to scramble for liquidity, thereby keeping deposit rates low; in fact, keeping deposit rates lower than bond yields has incentivised domestic bond buying. Tricky times, but the hard work done in the form of **policy rate hikes and cutting back on fiscal expenditure may also help preserve macro stability for longer.**

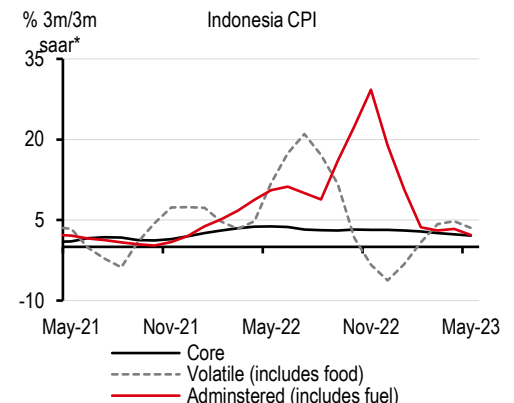
Even though growth may slow in the short run, **Indonesia's medium-term growth potential is strong.** On the back of careful policy steps, Indonesia is climbing up the metals value chain: from ores to processed metals, all the way to electric vehicles (EVs). Growth could be 0.5ppt higher and the current account deficit 2% of GDP lower by 2028, alongside greater monetary policy freedom.

Indonesia's growth is still below the pre-pandemic trend



Source: CEIC, HSBC

Falling food prices and subdued core inflation have kept a lid on inflation



*% 3m/3m saar = Indices are compared on a 3-month over 3-month basis, with the use of the seasonally adjusted annual rate
Source: CEIC, HSBC

¹ This report uses Bloomberg data and news (unless otherwise specified).

Malaysia

Despite Q1 growth resilience, Malaysia's economy faces downside risks...

...as trade headwinds intensify

On a positive note, FDI remains supportive

Core inflation may slow gradually, while food inflation is likely to remain elevated

Brace for headwinds

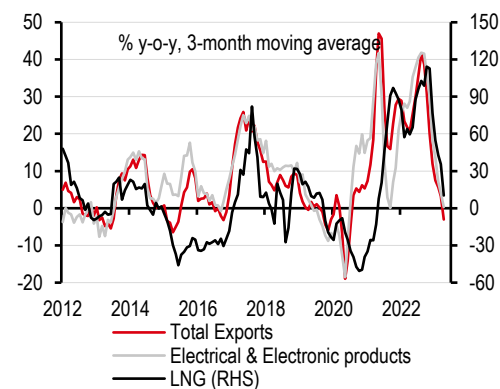
After becoming Asia's growth champion, with growth of 8.7% in 2022, Malaysia started 2023 on a surprisingly resilient footing. With strong growth of 5.6% y-o-y in Q1, Malaysia is still among the best growth performers in the region. That said, there is no room for complacency, as **downside risks have materialised quickly.**

Crucially, the economic resilience is partly thanks to Malaysia's relatively robust trade sector, defying a notable global trade slowdown. As an economy with a well-diversified export base of commodities and a heavy exposure to electronics manufacturing, Malaysia's trade remains one of Asia's outperformers. That said, Malaysia is not insulated from intensifying trade headwinds, especially coupled with unfavourable base effects. In fact, **Malaysia saw the first decline in 31 months in its March exports from a year ago, and suffered from a double-digit decline in April.** With the exception of petroleum products, weakness has been broad-based. Despite China's re-opening, Malaysia's exports to China in Q1 2023 also slumped by double digits, a pace similar to ASEAN peers. **The main drag comes from falling machinery shipments,** which are closely related to the subdued global electronics cycle.

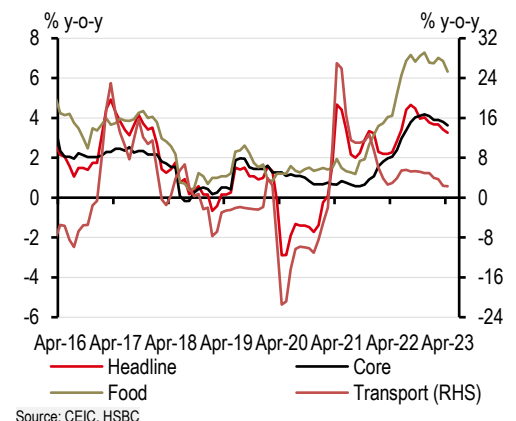
Despite cyclical trade challenges, **Malaysia remains in a favourable position to continue attracting quality foreign direct investment (FDI).** High-frequency data show that FDI approvals accounted for 4% of GDP, well ahead of ASEAN peers. In particular, China's FDI footprint has expanded rapidly in Malaysia. In a recent visit by Prime Minister Anwar Ibrahim to China, Malaysia has secured a record MYR170bn (USD38bn) of FDI commitments across various sectors, including energy and automotive industries. This will likely translate into future production, helping Malaysia gain increasing market shares.

All in all, **we upgrade our growth forecast to 4.3% for 2023** (from 4.0% previously), amid the outperformance in Q1 2023. That said, **downside risks will likely intensify in 2H 2023,** warranting a close watch. Meanwhile, Malaysia continues to see benign inflation in 2023, thanks to generous subsidies. Encouragingly, inflation has been consistently cooling, with broad-based deceleration. That said, the pace of cooling core inflation is only gradual, partly due to the still-recovering labour market. Indeed, the labour market has not fully reached pre-pandemic levels yet. In addition, **the risk from El Niño could push food inflation higher later this year.**

Malaysia's exports have been moderating sharply, with broad-based weakness



Inflation has been broadly cooling, though food inflation remains elevated



Philippines

Headline CPI inflation in the Philippines has moderated, amid food policy

The economic growth was resilient in Q1...

...as domestic demand was boosted by a tight labour market and remittance flows

The BSP will likely keep rates steady at 6.25% until it starts to cut rates in Q3 2024, in our economists' view

Food, labour and resiliency

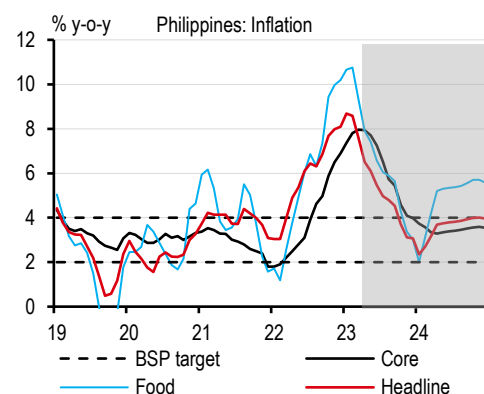
The inflation narrative finally took its much-awaited turn. **Headline CPI has shifted gears and is on its way back to the Bangko Sentral ng Pilipinas's (BSP) target band of 2-4%**. What led to this shift was the authorities rebalancing their pursuit of food self-sufficiency: the government allowed the large and urgent importation of specific food items to augment supply and put a cap on prices. As a result, food CPI (seasonally adjusted) fell from a month ago for two months in a row after 12 straight months of increases. **With the inflation outlook more benign, the BSP took a breather and paused its tightening cycle** after shocking the market with the most aggressive series of rate hikes seen in ASEAN.

Although upward price pressures are easing, high inflation and interest rates should have put a dent on consumption and investment – however, so far, they haven't; the Philippine economy has been exhibiting a display of resilience, growing above market expectations for three consecutive quarters. While goods exports deteriorated significantly in Q1 2023, **overall GDP growth still matched the historical trend at 6.4% y-o-y**. The main driver was final domestic demand, which marched against the headwinds and even accelerated from a year ago.

The resiliency displayed was due to labour, both domestic and abroad. To get by in these challenging times, a bigger proportion of households might have decided to join the labour force. This was evident in **job growth exceeding the demographic trend**, with many finding **employment in the informal sector**. Although these jobs are usually low-income ones, the boom in employment helped augment household incomes to make up for higher prices. **Remittances from overseas workers** also continued to be a formidable and reliable support for household consumption and investment. In PHP terms, remittances grew more than 10% y-o-y in Q1 2023, which more than offset the 8.3% rise in prices.

With Q1 growth coming in higher than expected, **we raised our full-year GDP forecast for 2023 to 5.3%** (from 4.8% previously). The new forecast still suggests that growth is expected to slow in 2023 (from 7.6% in 2022); however, with all things considered, it is still a punchy number, given the headwinds facing the economy. With growth resilient, there are still upside risks to inflation that the BSP will look out for. As such, **we expect the BSP to maintain a tight monetary stance and keep rates steady at 6.25%**. Once inflation is within the target range, we expect the BSP to begin cutting its policy rate only after the US Federal Reserve delivers rate cut. As such, the BSP will probably loosen its monetary policy by 25bp to 6.00% in Q3 2024 and deliver another 25bp cut, bringing its policy rate to 5.75% in Q4 2024.

Headline CPI has been easing faster than expected, with food CPI falling as of late



Job growth is exceeding trend, with many finding employment in the informal sector



Singapore

Singapore's Q1 GDP declined from a quarter ago...

...dragged by a sharply cooling global trade cycle

But services sectors will probably help support the economy

We don't expect a recession in Singapore and see core inflation decelerating from 2H 2023

Not a recession

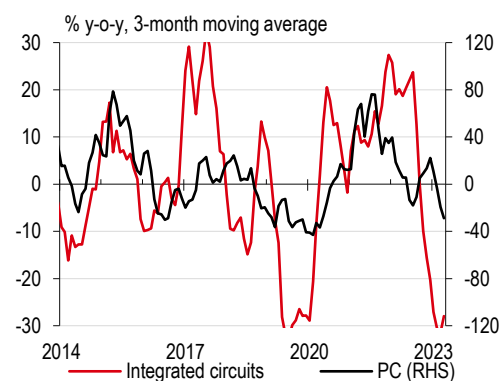
As one of the first Asian economies to recover from the pandemic, **Singapore's growth looks set to slow in 2023**. The latest Q1 2023 GDP print, which registered a small contraction of 0.4% on a seasonally adjusted basis from a quarter ago, is a clear reflection of the mounting headwinds Singapore has been facing.

It goes without saying that **a sharply cooling global trade cycle remains the biggest drag to Singapore's growth**. On a three-month moving average basis, Singapore's non-oil domestic exports (NODX) recently plunged over 10% y-o-y, with broad-based weakness. In particular, the electronics NODX remains in the doldrums, a result of both a price correction and stumbling orders. **Despite recent market optimism on big themes, including AI, tech-heavy economies are not out of the woods**. In addition, Singapore's petrochemical shipments, 25% of which head to China, continue to suffer from double-digit declines. This suggests that **China's re-opening has not translated into a rebound of Singapore's trade**. In fact, ASEAN's exports are more closely related to China's industrial cycle, which itself is not immune to a cooling global trade cycle either.

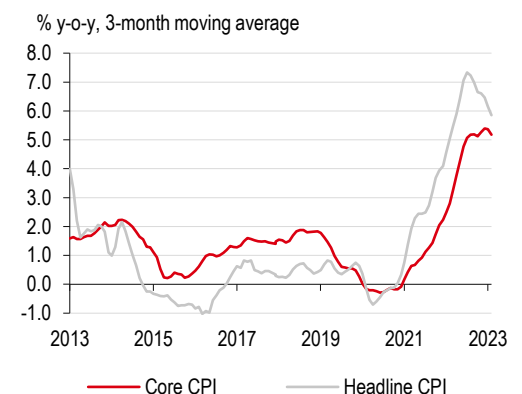
That said, **the ripples will mostly come from travel and tourism sectors**. Singapore is well positioned to lead the region with a swift recovery and has welcomed over one million visitors for two consecutive months, reaching 70% of 2019's level. While the return of Chinese tourists is only back to 30% of the equivalent level, Singapore is, nonetheless, the champion in restoring direct flights with China. Albeit still low, flights have jumped to half of the pandemic's level, well ahead of peers in ASEAN (30-40%), Europe (30%) and the US (5%). This paves the way for an acceleration in Chinese tourists in the coming months, supporting Singapore's services sectors.

All in all, **we trim Singapore's 2023 growth forecast to 1.8%** (from 2.1% previously), accounting for prolonged trade weakness. That said, an improvement in travel sectors should prevent a recession. Singapore continues to face high inflation. While headline inflation moderated sharply from its peak last September, **core inflation has been cooling only gradually, still hovering at 5.0% y-o-y, well above the Monetary Authority of Singapore's (MAS) comfort zone**. Part of the broad-based price pressures is due to a still-tight labour market. While cooling inflation is the broad trend, we expect the pace of moderation to be gradual, with some meaningful deceleration only starting to materialise from 2H 2023. As a result, we maintain our core CPI inflation forecast at 4.1% for 2023.

Semiconductor NODX has not shown a clear sign of bottoming out



While headline inflation has peaked, core inflation has been cooling slowly



Thailand

Policy outlook in Thailand remains uncertain

However, the economic outlook remains largely intact, in our economists' view

Growth should quicken in 2023 and become even more favourable in 2024

The BoT is expected to keep its policy rate steady at 2.00% until the end of 2024

Growth amidst jitters

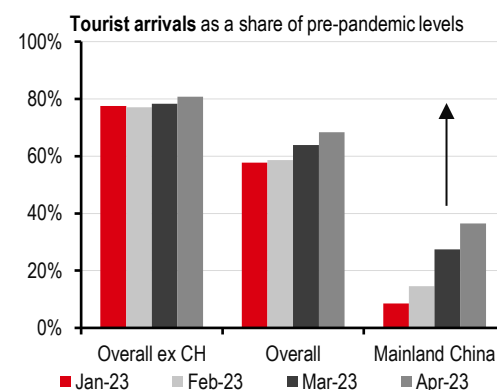
Despite the landslide win by the opposition parties in the 2023 Thai general election, there is still no clear government in sight. **The unelected Senate still has considerable sway in choosing who the next prime minister will be**, resulting in uncertainty in the policy outlook. Adding to this is the risk of the political landscape changing in a span of just one year; come May 2024, the Senate loses its power to vote for the prime minister.

Nevertheless, we remain confident that Thailand's growth outlook in the next two years remains largely intact. So far, **the rate of tourist arrivals is on track to reach our 29.5 million forecast** and there is still a lot of room to recover with the number of mainland Chinese visitors still less than half of what it used to be. And this boom in tourism has been a launching pad for domestic consumption due to the direct and indirect jobs generated by the sector. In fact, the number of jobs in Q1 2023 was the highest ever recorded, bucking the demographic challenges the economy has been so well-known for. And leading indicators have been supportive of such a bullish view. **The recent manufacturing PMIs show strength, supported by robust domestic demand and manufacturing output.** Likewise, **consumption is supported by benign inflation**, which significantly eased to 0.5% y-o-y in May from 2.7% in April.

Merchandise exports are deteriorating as of late, but we think the recovery in tourism and its knock-on effect on consumption will more than offset the drag. After growth of 2.6% in 2023, **the Thai economy is expected to grow at 3.7% in 2023.** Subsequently, growth should be more favourable in 2024 (our full-year forecast is 4.1%) once global trade finally makes a turn and tourism continues to recover.

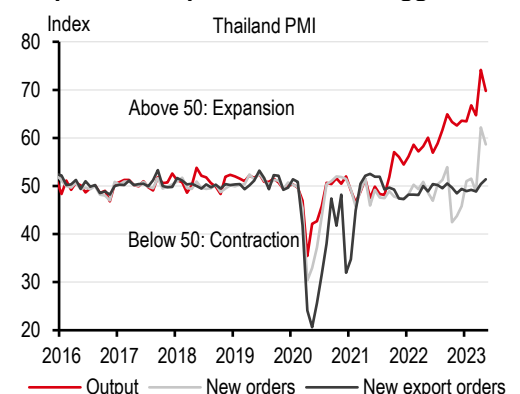
We think this strong outlook in growth was the main reason why the Bank of Thailand (BoT) signalled to push rates further in the last rate-setting meeting. However, since inflation shattered expectations by falling below the BoT's 1-3% target band in May, **we now expect the BoT to pause its tightening cycle earlier, at 2.00% (previously 2.25%) in Q3 2023.** With Thailand's growth narrative still bright in 2024, we expect the BoT to hold its monetary stance and it will unlikely make any cuts before 2025.

Tourism will continue to improve as visitors from mainland China return



Source: CEIC, HSBC

Manufacturing PMI shows strengthening output; new export orders are sluggish



Source: S&P Markit, HSBC

Vietnam

Vietnam's economy faces increasing challenges, mainly dragged by broad-based export weakness

Services sector, supported by tourism, will likely provide some buffer

Slowing inflation will probably provide room for the SBV to support growth

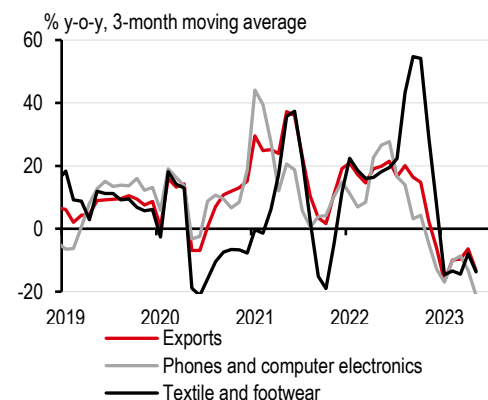
Driving in the mist

After seeing sharply slowing growth of only 4.1% y-o-y in Q2 2023, Vietnam continues to brace for strong headwinds. Despite no further deterioration, based on high frequency indicators, there is also no clear sign that Vietnam's economy is bottoming out amid increasing challenges. Sluggish external data remain the biggest downside risks to growth. **Exports continued to plunge by around 12% y-o-y in Q2 2023, after a similar double-digit fall in Q1.** After all, lingering broad-based export weakness continues to weigh on Vietnam's growth prospects, with none of the major categories showing signs of a meaningful rebound. The main drag came from shipments to the US, which have strikingly declined by 20% y-o-y recently.

That said, it is not all a gloomy picture. **Vietnam's services sector remains a bright spot**, partially shielding the economy from external weakness. However, there is a clear divergence between big ticket items, including automotive sales and tourism-related services. Encouragingly, Vietnam continues to see a positive influx of tourists. **Vietnam has welcomed close to one million tourists per month lately, around 80% of 2019's monthly level in June.** In particular, tourists from mainland China have recovered to 45% of the equivalent level – though still slow, the progress is ongoing. With gradual flight restorations and further easing of visa restrictions, which have been recently approved by the National Assembly, Vietnam will likely see a punchier boost from tourism in Q4 2023, though later than our original estimates.

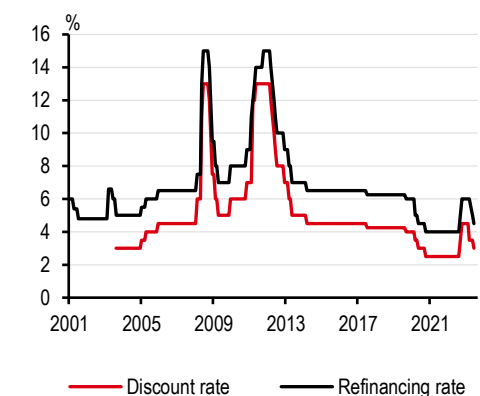
All things considered, **we have trimmed our 2023 growth forecast slightly to 5.0%** (from 5.2% previously), considering a protracted trade downturn. **Vietnam's inflation has been consistently cooling, falling to 2.0% y-o-y in June.** Despite a one-off electricity price hike, easing energy prices more than offset some upside pressures. As such, we have lowered our 2023 inflation forecast to 2.6% for both 2023 and 2024. This will open more space for the State Bank of Vietnam (SBV) to introduce support.

Vietnam has seen broad-based weakness in exports since Q4 2022



Source: CEIC, HSBC

The SBV cut three times in Q2 2023, reflecting the urgency to support growth



Source: CEIC, HSBC

Disclosure appendix

Additional disclosures

- 1 This report is dated as at 06 July 2023.
- 2 All market data included in this report are dated as at close 05 July 2023, unless a different date and/or a specific time of day is indicated in the report.
- 3 HSBC has procedures in place to identify and manage any potential conflicts of interest that arise in connection with its Research business. HSBC's analysts and its other staff who are involved in the preparation and dissemination of Research operate and have a management reporting line independent of HSBC's Investment Banking business. Information Barrier procedures are in place between the Investment Banking, Principal Trading, and Research businesses to ensure that any confidential and/or price sensitive information is handled in an appropriate manner.
- 4 You are not permitted to use, for reference, any data in this document for the purpose of (i) determining the interest payable, or other sums due, under loan agreements or under other financial contracts or instruments, (ii) determining the price at which a financial instrument may be bought or sold or traded or redeemed, or the value of a financial instrument, and/or (iii) measuring the performance of a financial instrument or of an investment fund.

Disclaimer

This document is prepared by The Hongkong and Shanghai Banking Corporation Limited ("HSBC") and is for the exclusive use of the person to whom it is provided. It is intended for reference and illustrative purposes only. It does not constitute an offer or solicitation for, or advice or recommendation that you should enter into any transaction with HSBC or any of its subsidiaries or affiliates.

HSBC has based this Document on information obtained from sources it believes to be reliable but which it has not independently verified. All information contained in this Document (including without limitation, information about products, terms and conditions, pricing, forecasts, market influences and HSBC policy) is subject to change from time to time without any obligation on HSBC to give notice of such change to you.

HSBC makes no guarantee, representation or warranty and accepts no responsibility or liability for the contents of this Document and/or as to its accuracy or completeness and expressly disclaims any liability whatsoever for any loss howsoever arising from or in reliance upon the whole or any part of the contents of this Document to the maximum extent permitted by law. You are responsible for making your own evaluation about the products referred to in this document. HSBC recommends that before you make any decision or take any action that might affect you or your business, you consult with suitably qualified professional advisers to obtain the appropriate financial, legal, accounting, tax or other advice.

© Copyright. The Hongkong and Shanghai Banking Corporation Limited 2023, ALL RIGHTS RESERVED. No part of this publication may be reproduced, stored in a retrieval system, or transmitted, on any form or by any means, electronic, mechanical, photocopying, recording, or otherwise, without the prior written permission of HSBC.

[1216021]